

CRYSTAL SPRING WET/DRY FEEDING SYSTEM

****VOLUME DISCOUNT**** ADDITIONAL 3% DISCOUNT FOR ORDERS

IN-STOCK FEEDERS ARE HI-LIGHTED IN GREEN GENERALLY STOCKED AT REASONABLE NUMBERS, CALL FOR AVAILABLE QUANTITIES

ALL OTHER FEEDERS ARE SPECIAL ORDER - ALLOW 6-8 WEEKS

*** EXTENDED HOPPER (41"H) CAN ADD 80% TO FEED CAPACITIES LISTED***

F1 WET/DRY FINISHING FEEDERS- 14" -16" FEED SPACE (304 ST. ST)

PART #	MODEL #	DESCRIPTION	ANIMALS Per Feeder	QTY OF DRINKERS	*FEED* CAPACITY	NOMINAL DIM. L x W x H
E69-115SX	F3X-115	1 SPACE, 1 SIDED	12-16	1	N/A	14.75"x13.93"x40.75"
E69-115MX	F1X-115-M	1 SPACE, 2 SIDED	24-32	1	87 LB	14.75"x21.75"x40.75"
E69-230SX	F3X-230	2 SPACE, 1 SIDED	24-32	2	N/A	28.75"x13.93"x40.75"
E69-230MX	F1X-230-M	2 SPACE, 2 SIDED	48-64	2	168 LB	28.75"x21.75"x40.75"
E69-348SX	F3X-348	3 SPACE, 1 SIDED	36-48	3	N/A	46.50"x13.93"x40.75"
E69-348MX	F1X-348-M	3 SPACE, 2 SIDED	72-96	3	273 LB	46.50"x21.75"x40.75"
E69-460SX	F3X-460	4 SPACE, 1 SIDED	48-64	4	N/A	58.50"x13.93"x40.75"
E69-460MX	F1X-460-M	4 SPACE, 2 SIDED	96-128	4	343 LB	58.50"x21.75"x40.75"
E69-572MX	F1X-572-M	5 SPACE, 2 SIDED	120-160	5	413 LB	70.50"x21.75"x40.75"

NOTE: WIDER FEED SPACES HAVE BEEN PROVEN TO BE AN ADVANTAGE FOR TODAY'S LARGER HOGS.

F1 WET/DRY FINISHING FEEDERS- 12" FEED SPACE (304 ST. ST)

SPECIAL ORDER FEEDERS - ALLOW 6-8 WEEKS

PART #	MODEL #	DESCRIPTION	ANIMALS Per Feeder	QTY OF DRINKERS	*FEED* CAPACITY	NOMINAL DIM. L x W x H
E69-224SX	F3X-224	2 SPACE, 1 SIDED	15-25	2	N/A	23.75"x13.93"x40.75"
E69-224MX	F1X-224-M	2 SPACE, 2 SIDED	30-50	2		23.75"x21.75"x40.75"
E69-336SX	F3X-336	3 SPACE, 1 SIDED	25-35	3	N/A	34.50"x13.93"x40.75"
E69-336MX	F1X-336-M	3 SPACE, 2 SIDED	50-72	3		34.50"x21.75"x40.75"
E69-448SX	F3X-448	4 SPACE, 1 SIDED	35-45	4	N/A	46.50"x13.93"x40.75"
E69-448MX	F1X-448-M	4 SPACE, 2 SIDED	72-96	4		46.50"x21.75"x40.75"
E69-560MX	F1X-560-M	5 SPACE, 2 SIDED	96-128	5		58.50"x21.75"x40.75"
E69-672MX	F1X-672-M	6 SPACE, 2 SIDED	120-160	6		70.50"x21.75"x40.75"

ALL F1 WET/DRY FINISHING FEEDERS INCLUDE 1 OR 2 FEED DROP GUARDS

SOW FEEDERS DRY OR HIGH MOISTURE FEED NO PLUMBING HARDWARE SUPPLIED

PART #	MODEL #	SIZE OF PIGS	ANIMALS Per Feeder	QTY OF DRINKERS	FEED CAPACITY	DIMENSIONS L x W x H
E69-1271	S1-12-M	SOWS & GILTS	1	1	18 LBS	12" x 15" x 27"
E69-1575	S2-15-M	SOWS & GILTS	1	1	28 LBS	15" x 13.5" x 23.5"

NOTE: ALL CRYSTAL SPRING FEEDERS SHOULD BE INSTALLED WITH A WATER PRESSURE REGULATOR SET AT 10-15 P.S.I.

COMFORT SOW FEEDER - GENERATION2

PART #	MODEL#	DESCRIPTION
E69-1700	S4-4	COMFORT SOW FEEDER
E69-1702	S8-4	GENERATION2 COMFORT SOW FEEDER



G6X NURSERY WET/DRY FEEDER (HEAVY-DUTY, DOUBLE SIDED)

ALLOW 4 - 6 WEEKS DELIVERY, VOLUME DISCOUNT APPLIES

THE G6X FEEDER IS FULLY WELDED AND CONSTRUCTED WITH THICKER GAUGE STAINLESS STEEL MAKING IT SUITABLE FOR USE WITH BIGGER NURSERY PIGS.

PIGS CAN CHOOSE TO EAT DRY FEED FROM THE SHELF OR COMBINE FEED WITH WATER IN THE TROUGH.

PROVEN TO INCREASE GAIN IN EVERY GROWING STAGE WHILE DECREASING FEED AND WATER WASTAGE.

ADAPTIVE-FLOW™ NIPPLE TECHNOLOGY PROVIDES CONSISTANT WATER FLOW FROM THE NIPPLE, EVEN WITH VARIABLE WATER PRESSURE.



PART #	MODEL #	SIZE OF PIGS	ANIMALS PER FEEDER	QUANTITY OF DRINKERS	FEED CAPACITY	DIMENSIONS L x W x H
E69-G6X215	G6X215	8 LBS TO 80 LBS	13-17		48.5 LBS	15" x 17" x 31"
E69-G6X324	G6X324	8 LBS TO 80 LBS	22-26		89 LBS	24" x 17" x 31"
E69-G6X430	G6X430	8 LBS TO 80 LBS	27-33		120 LBS	30" x 17" x 31"
E69-G6X536	G6X536	8 LBS TO 80 LBS	32-40		144 LBS	36" x 17" x 31"
E69-G6X642	G6X642	8 LBS TO 80 LBS	38-46		161 LBS	42" x 17" x 31"
E69-G6X748	G6X748	8 LBS TO 80 LBS	43-53		185 LBS	48" x 17" x 31"
E69-G6X754	G6X754	8 LBS TO 80 LBS	48-60		209 LBS	54" x 17" x 31"
E69-G6X960	G6X960	8 LBS TO 80 LBS	54-66		233 LBS	60" x 17" x 31"
E69-G6X1072	G6X1072	8 LBS TO 80 LBS	64-80		264 LBS	72" x 17" x 31"

N3 SERIES DRY NURSERY FEEDER (304 STAINLESS)- DOUBLE SIDED ONLY

N3 DRY NURSEY FEEDER FEATURES THE EZ-ADJUST™ TECHNOLOGY FOR PRECISE FEED FLOW AND REDUCED FEED WASTE.

ITS SOLID DIVIDERS PROMOTE GOOD FEEDING HABITS. THE QUICK-LATCH AND NOTCHED BOTTOM ALLOW FOR QUICK REMOVAL AND EASY CLEANING



PART #	MODEL #	SIZE OF PIGS	ANIMALS PER SIDE	QTY OF DRINKERS	FEED CAPACITY	DIMENSIONS L x W x H
E69-N3424	N3-424	8 LBS TO 60 LBS	15-20	--	138 LBS	24" x 17.5" x 25"
E69-N3530	N3-530	8 LBS TO 60 LBS	20-25	--	171 LBS	30" x 17.5" x 25"
E69-N3636	N3-636	8 LBS TO 60 LBS	25-30	--	205 LBS	36" x 17.5" x 25"
E69-N3848	N3-848	8 LBS TO 60 LBS	30-42	--	264 LBS	46.6" x 17.5" x 25"
E69-N31060	N3-1060	8 LBS TO 60 LBS	42-56	--	332 LBS	59.3" x 17.5" x 25"

OPTIONAL

E69-9331	ONE HOLE DROP GUARD (NURSERY)
----------	-------------------------------

CRYSTAL SPRING WET/DRY FEEDING SYSTEM

****VOLUME DISCOUNT****

**ADDITIONAL 3% DISCOUNT FOR ORDERS
 OF 30 OR MORE FEEDERS (CAN BE MIXED MODELS)**

F2 WET/DRY WEAN TO FINISH

GUARD PRESENT UNDER WATERLINE (14-280+ LB PIGS)

PART #	MODEL #	DESCRIPTION	ANIMALS PER FEEDR	QTY OF DRINKERS	FEED CAPACITY	NOMINAL DIM. L x W x H
E69-F2X230	F2X-230	2 SPACE, 2 SIDED	48-64	2	168 LBS	28.50"x21.75"x40.75"
E69-F2X348	F2X-348	3 SPACE, 2 SIDED	72-96	3	273 LBS	46.50"x21.75"x40.75"
E69-F2X460	F2X-460	4 SPACE, 2 SIDED	96-128	4	343 LBS	58.50"x21.75"x40.75"
E69-F2X572	F2X-572	5 SPACE, 2 SIDED	120-160	5	413 LBS	70.50"x21.75"x40.75"

F2 AND F16 FEEDER MODELS
 ARE SUPPLIED WITH
 A "FLAT" FEED SHELF
 UNLIKE F1 MODELS
 THAT INCLUDE A
 "HIGH MOISTURE"
 FEED SHELF



F16 WATER SPACE WEAN TO FINISH

GUARD PRESENT UNDER WATERLINE (14-280+ LB PIGS)

PART #	MODEL #	DESCRIPTION	ANIMALS PER FEEDR	QTY OF DRINKERS	FEED CAPACITY	NOMINAL DIM. L x W x H
E69-F16X230	F16X-230	2 SPACE, 2 SIDED	48-64	2	168 LBS	28.50"x21.75"x40.75"
E69-F16X348	F16X-348	3 SPACE, 2 SIDED	72-96	3	273 LBS	46.50"x21.75"x40.75"
E69-F16X460	F16X-460	4 SPACE, 2 SIDED	96-128	4	343 LBS	58.50"x21.75"x40.75"
E69-F16X572	F16X-572	5 SPACE, 2 SIDED	120-160	5	413 LBS	70.50"x21.75"x40.75"

NOTE:




WATER SPACE KIT IS INCLUDED
 IN THE PRICE OF THE F16
 FEEDERS (NOT APPLICABLE TO
 F2 FEEDERS)

DEDUCT \$60.00 FROM THE LIST
 PRICE IF THE WATER SPACE KIT
 IS NOT REQUIRED.

E69-9336 - F16/WF8 WATER
 LEVEL CONTROL



FEEDER PARTS

PART #	DESCRIPTION
E69-9002GR E69-9002OR	GREEN DRINKERS (1.0L/min NURSERY)   ORANGE DRINKERS (1.5L min FINISHING)
E69-9201 E69-9210	INLINE REGULATOR SS .500MPT (SOLD BY THE EACH)  INLINE REGULATOR SS .500MPT (SOLD IN PACK OF 10)
E69-9015	F-SERIES HOLD DOWN MOUNTING BRACKET (REQUIRE 4 PER FEEDER)
E69-9019	N-SERIES HOLD DOWN MOUNTING BRACKET (REQUIRE 4 PER FEEDER)
E52-0268	3/16" X1.25" CHAIN - REQUIRES 2 LENS. PER FEEDER (4" LONGER THAN FEEDER WIDTH)
E69-9043	HANGER STRAP (EZ ADJUST STYLE) HI PRO (QTY-1)
E69-9044	HANGER STRAP (T-STYLE) HI-PRO (QTY-1)
E69-9045	E-Z ADJUST ASSEMBLY (QTY-1) WITH VERTICAL ADJUSTMENT STRAP
E69-9046	E-Z ADJUST ASSEMBLY (QTY-2) NO VERTICAL ADJUSTMENT STRAPS (per feeder)
E69-9001	WATER NIPPLES (C/W SPRING, BRASS SCREW)
E69-9006	STINGY NIPPLES (C/W NEOPRENE WASHER) NEW JUNE 1998
E69-9003	O-RING (WATER NIPPLES)
E69-9005	SPRING ONLY (WATER NIPPLE)
E69-9011	48" ST.ST WATER PIPE
E69-9023	ADJUSTMENT HANDLE ASSEMBLY (INCLUDES THREADED BOLT)
E69-9024	T-HANDLE ONLY
E69-9034	EZ-ADJUST HANDLE ONLY
E69-9035	EZ-ADJUST SPRING
E69-9036	EZ-ADJUST WASHER
E69-9037	EZ-ADJUST MACHINED PIN