

GENIUS CONTROL SYSTEMS

GENIUS GE-6X SERIES CONTROL SYSTEM FEATURES:

- CORE 1000 TECHNOLOGY
- QUICK DISCONNECT TERMINALS
- LARGE 2-1/2" x 1-3/4" SCREEN



THE GENIUS 6X SERIES CAN OPERATE 1 TO 4 VARIABLE STAGES BY ADDING A GE-V1 MODULE (1 STAGE VARIABLE) OR 1 OR 2 GE-V2 MODULES (2 STAGE VARIABLE). THERE ARE UP TO SIX 10AMP RELAYS, DEPENDING ON THE MODEL CHOSEN, THAT CAN BE USED FOR COOLING, HEATING, HEATING PAD, CLOCK OUTPUT, SPRINKLER OR MISTING. ONE ALARM RELAY AND UP TO TWO 0-10 CHIMNEY DAMPERS CAN BE CONTROLLED BY ADDING GE-MO10, 0-10V MODULES.

THE GENIUS SERIES CAN BE ORDERED WITH AN INTERNAL 120VOLT INLET BOARD (IN1/120KIT) OR A TWO INLET BOARD (IN2/120KIT). ALL GENIUS MODELS CAN OPERATE UP TO TWO ADDITIONAL INLETS BY ADDING A GE-AIR/1 OR A GE-AIR/2 INLET MODULE (ALSO COMPATIBLE WITH VPM-2, VSM-2 AND SVIM-1 INLET MODULES). UP TO FIVE 10K SENSORS MAY BE USED WITH ONE BEING DESIGNATED FOR OUTSIDE USE.

NEW LOGIC IN 2017 INCLUDES

- **ACTIVATION OF STAGE 1 OR 2 IF HEAT IS ON**
- **OPTION TO OPERATE VARIABLE HEATERS OR HEAT PADS USING GE-MO10 0-10V MODULE**

THE GENIUS 641,642,644,646 ARE NOW ABLE TO CONNECT TO SVIM-1 INLET MODULES AS WELL AS VPM-2 TO ALLOW EASY LX MASTER CONTROL REPLACEMENTS WITH GENIUS MASTER CONTROLS. NOTE: SVIM BOTTOM BOARD MAY HAVE TO BE UPDATED DEPENDING ON AGE.

NOTE: GE-641/642/644 PRICE INCLUDES 1-30FT AND 2-10"SENSORS. THE GE-646 INCLUDES 1-30FT AND 4-10" SENSORS. ORDER ADDITIONAL SENSORS IF REQUIRED. THE PROGRAM ALLOWS FOR CELSIUS OR FAHRENHEIT READINGS.

PART #	MODEL #	DESCRIPTION
E53-9700	GE-641	MASTER CONTROL (ONE RELAY)
E53-9705	GE-641/IN1/120 KIT	ONE RELAY, ONE INLET 120VOLT
E53-9710	GE-641/IN2/120 KIT	ONE RELAY, TWO INLETS 120VOLT
E53-9720	GE-642	MASTER CONTROL (TWO RELAYS)
E53-9725	GE-642/IN1/120 KIT	TWO RELAYS, ONE INLET 120VOLT
E53-9730	GE-642/IN2/120 KIT	TWO RELAYS, TWO INLETS 120VOLT
E53-9740	GE-644	MASTER CONTROL (FOUR RELAYS)
E53-9745	GE-644/IN1/120 KIT	FOUR RELAYS, ONE INLET
E53-9750	GE-644/IN2/120 KIT	FOUR RELAYS, TWO INLETS
E53-9760	GE-646	MASTER CONTROL (SIX RELAYS)
E53-9765	GE-646/IN1/120 KIT	SIX RELAYS, ONE INLET 120V
E53-9770	GE-646/IN2/120 KIT	SIX RELAYS, TWO INLETS 120V

PART #	MODEL #	DESCRIPTION
E53-9775	GE-V1	ONE VARIABLE STAGE MODULE 10AMP
E53-9780	GE-V2	TWO VARIABLE STAGE MODULES 10AMP EACH
E53-9785	GE-AIR/1-120V	ONE INLET 120V MODULE (NO DISPLAY)
E53-9790	GE-AIR/2-120V	TWO INLETS 120V MODULE (NO DISPLAY)
E53-9792	GE-MO10-120V	0-10 VOLT MODULE (REQ'D FOR EACH CHIMNEY DAMPER)
E53-9715	GE-R4	FOUR TOGGLE OFF/ON, 2HP RELAY BOX
E53-5402	T15-WD	ONE SPEED THERMOSTAT 10AMP. (SAFETY OVER-RIDE)

GENIUS CONTROL SYSTEMS

PART #	MODEL #	DESCRIPTION
E53-9705/24	GE-641/IN1/24 KIT	ONE RELAY, ONE INLET 24VOLT
E53-9725/24	GE-642/IN1/24 KIT	TWO RELAYS, ONE INLET 24VOLT
E53-9785/24	GE-AIR/1/24V	24VOLT AIR INLET MODULE (GE641-646)

PART #	MODEL #	DESCRIPTION
E53-4930	2004-10K	10" TEMPERATURE PROBE (ADD AS REQUIRED)
E53-4934	2004-10K/30	30FT TEMPERATURE PROBE (ADD AS REQUIRED)
E53-4670	RH-3	HUMIDITY PROBE
E53-4677	CRH-3/MGCB	RED WIRE HARNESS REQUIRED WITH RH-3

GENIUS "CORE 100" TECHNOLOGY CONTROLS

FEATURES:

QUICK KEY PADS FOR GROUPING SETTINGS, 3/4"x2" LCD SCREEN, 30 DAY HISTORY, UP TO 4 INSIDE PROBES, ONE OUTSIDE PROBE, HUMIDITY PROBE OPTION; USE RH3 AND RED HARNESS AND POTENTIOMETER FEED BACK (ORDER EXTRA PROBES AS REQUIRED).



PART #	MODEL #	DESCRIPTION
E53-9835	GE-25	2 INTERNAL VARIABLE STAGES, 5 MULTI-PURPOSE OFF/ON RELAYS FOR UP TO 5 ADDITIONAL COOLING STAGES, UP TO 2 HEATING STAGES, 1 TWO LEVEL MIST STAGE OR 1 INLET USING 2 RELAYS WITH POT FEED BACK, 1-10K PROBE INCLUDED.
E53-9840	GE-28 NOTE: DISCONTINUED parts only avail.	2 INTERNAL VARIABLE STAGES, 8 MULTI-PURPOSE RELAYS FOR UP TO 8 ADDITIONAL COOLING STAGES, UP TO 4 HEATER STAGES 1 TWO LEVEL MIST, 1 WATER METER INPUT. OPTIONAL: 1 INLET OR 2 INLET BOARDS CAN BE ADDED INTO ENCLOSURE, 1-10K TEMP PROBE INCLUDED.
E53-9846	AIRIN-1	INLET BOARD OPTION FOR GE-28 ONLY (1 INLET)
E53-9848	AIRIN-2	INLET BOARD OPTION FOR GE-28 ONLY (2 INLET)
E53-9849	MM-4	MEMORY STICK FOR CORE 100 (TO TRANSFER SETTINGS FROM CONTROL TO CONTROL)

BELIMO ACTUATOR CONTROL FOR CHIMNEY DAMPERS & INLET SHUTTER

0-10V MODELS CAN BE OPERATED USING GE-6X OR GE-425/430 CONTROLS
 SPRING RETURN CAN BE OPERATED BY RELAYS OF ALL CONTROLS



PART #	MODEL #	DESCRIPTION
E57-8015	NMX120-SR	BELIMO 120V 0-10V SIGNAL
E57-8010	NMB24-SR	BELIMO 24V
E57-8011		BELIMO MOISTURE RESISTANT ENCLOSURE & MOUNTING BRKT (MOUNTS ON SIDE OF CHIMNEY MODULE)

GENIUS 4X SERIES CONTROL SYSTEMS


EASY TO VIEW (2-1/2" x 1-3/4") LCD SCREEN

6 HOT key pads

4 variable stages, 6 amp c/w ability to boost 10 more amps by using GE-V1 or GE-V2 modules. NOTE: Two of the variable stages can be used as manual variable stages to run circulation fans.

10, 15 or 20 2HP relay contactors for up to 12 cool stages, 6 heat, 2 clocks c/w 6 off/on cycles, 1 mist and 6 inlets (NOTE: each inlet requires 2 relays).

Program features SolarWall Boost Logic, outdoor compensation, temperature and min speed curves, dehumidification logic, night set point, water counter (1), natural ventilation and tunnel logic to operate curtains and tunnel inlets by time mode or potentiometer feed back.



*** CORE 1000 TECHNOLOGY**

PART #	MODEL #	DESCRIPTION
E53-9850	GE-410R	4 VARIABLE STAGES, 10 OFF/ON RELAYS, 1 PROBE
E53-9860	GE-415R	4 VARIABLE STAGES, 15 OFF/ON RELAYS, 1 PROBE
E53-9870	GE-420R	4 VARIABLE STAGES, 20 OFF/ON RELAYS, 1 PROBE

REQUIRED ADDITIONAL ITEMS:

E53-9211	CM-128	CONFIGURATION CHIP (FOR UP LOADING & DOWN LOADING SETTINGS)
E53-4930	2004/10K	PROBE (ADD UP TO 6 PER CONTROL)
E53-5402	T-15-WD	SAFETY OVER-RIDE (3-4 RECOMMENDED)

OPTIONS


E53-4670	RH-3	HUMIDITY PROBE
E53-4677		RED WIRE HARNESS - REQUIRED WITH RH-3
E53-9055	750JLPRS	WATER METER C/W PULSE (3/4" CONNECTION, 1 PER CONTROL)
E53-9830	X1202	PC COMMUNICATION BOARD GE-4X / AGRI-MANAGER
E53-9775	GE-V1	GE-V1 MODULE, 1 STAGE VARIABLE 10 AMP BOOSTER
E53-9780	GE-V2	GE-V2 MODULE, 2 STAGE 8 AMP BOOSTER PER STAGE

GENIUS LIGHT CONTROL

*** CORE 100 TECHNOLOGY**

UP TO TWO DIMMING ZONES, 20 GROWTH PERIODS, 5 CYCLES PER DAY, 3 STIMULATION CYCLES. TWO OUT-PUTS OF 1800 WATTS @ 120VOLT.**

GE-L2/LED SPECIFIC FOR LED DIMMABLE LIGHTS



PART #	MODEL #	DESCRIPTION
E53-5154	GE-L2/LED	TWO OUTPUTS FOR 8 AMPS C/W OVER-RIDES SPECIFIC FOR LED LIGHTING
E53-5145	GE-L2	DIMMABLE LIGHT CONTROL C/W MANUAL OVER-RIDES

VOLTAGE CAPACITY CAN BE BOOSTED BY USING GE-V1 AND GE-V2 MODULES OR GE-V2/LED FOR GE-L2/LED CONTROL.



GENIUS GE-2X SERIES CONTROL SYSTEM for Dual Ventilation/Natural Curtain Ventilation Systems

• **2-1/2" x 1-3/4" LCD SCREEN - 6 HOT KEYS**

2 VARIABLE STAGES, 10,15 OR 20 2HP OFF/ON RELAYS TO OPERATE UP TO 6 NATURAL VENTILATION CURTAINS OR 4 NATURAL CURTAINS AND 2 CEILING INLETS IN A DUAL VENTILATION SYSTEM.

NOTE: EACH CURTAIN OR INLET REQUIRES 2 RELAYS

UP TO 8 ADDITIONAL COOL STAGES, 4 HEAT STAGES, 1 MIST/SOAKING STAGE, 2 CLOCK, 1 FEEDING CLOCK WITH 6 OFF/ON CYCLES. TOGGLE OVER-RIDES ON ALL STAGES.

4 INSIDE PROBES, 1 OUTSIDE PROBE. **COMPENSATION REQUIRES STATIC PRESSURE GE-SP1/KIT.**

SPECIAL LOGIC FOR DUAL VENTILATION AND CURTAIN SYSTEMS INCLUDES PROGRESSIVE TIMER CURTAIN CONTROL AND OUTDOOR COMPENSATION TO MANAGE CURTAIN CONTROL SET POINTS.

FEED CONSUMPTION HISTORY AND ALARM (CURRENT DETECTION DEVICE AND/OR PROXIMITY SENSOR REQUIRED) HUMIDITY OVER-RIDE LOGIC. WATER CONSUMPTION HISTORY (METER REQUIRED).

*** CORE 1000 TECHNOLOGY**

PART #	MODEL #	DESCRIPTION
E53-9910	GE-210R	2 VARIABLE STAGES, 10 OFF/ON RELAYS, 1 PROBE
E53-9915	GE-215R	2 VARIABLE STAGES, 15 OFF/ON RELAYS, 1 PROBE
E53-9920	GE-220R	2 VARIABLE STAGES, 20 OFF/ON RELAYS, 1 PROBE
REQUIRED ADDITIONAL ITEMS:		
E53-9211	CM-128	CONFIGURATION CHIP (ADD ONE PER CONTROL)
E53-4930	2004/10K	PROBE (ADD UP TO 4 PER CONTROL)
E53-5402	T-15-WD	SAFETY OVER-RIDE (1-2 RECOMMENDED)
OPTIONS:		
E53-4670	RH-3	HUMIDITY PROBE
E53-4677		RED WIRE HARNESS - REQUIRED WITH RH-3
E53-9055	750JLPRS	WATER METER W/PULSE COUNT (3/4" CONNECTION)
E53-9057	1000JLPS	WATER METER W/PULSE COUNT (1" CONNECTION)
E53-9830	X1202	PC COMMUNICATION BOARD GE-4X / AGRI-MANAGER
E53-9898A	CSD-1A	CURRENT DETECTOR (REQUIRED FOR FEED LOGIC)
E53-9895	GE-SP1/KIT	STATIC PRESSURE PROBE

CALL FOR OTHER OPTIONS

SUCH AS ADDING 2 VARIABLE STAGES, GE BOOSTERS AND LOGIC FEATURES!

GENIUS Feed Bin Monitoring System

*** CORE 2000 TECHNOLOGY**

AN EASY AND EFFECTIVE WAY TO MANAGE FEED BIN INVENTORY LEVELS & FEED CONSUMPTION RATES. THIS SYSTEM CONSISTS OF A MASTER CONTROL GE-BIN4, WHICH MONITORS UP TO 4 FEED BINS. THE SB15K SHEAR BEAM REQUIRES BIN TO BE LIFTED BY APPROX. 8-10".

PART #	MODEL #	DESCRIPTION
E53-9605	GE-BIN4	MASTER CONTROL MONITOR UP TO 4 FEED BINS)
E53-9610SB	GE-FBT-1SB	FEED TRANSMITTER (1 PER BIN) FOR SB15K
E53-9611	GE-LIM (1 PER BIN)	LIGHTNING ISOLATOR MODULE WITH TRANSFORMER
E53-9615	SB15K/KIT	SHEAR BEAM KIT W/SUPPORT -1 PER LEG (6 MAX/BIN) MAX LOAD 7.5 METRIC TON
E53-9618	DSB-22K/KIT	10MT LOAD CELL C/W SUPPORT - 1 PER LEG
E53-9898A	CSD-1A	1-4 CURRENT DETECTOR (1 PER AUGER)

NOTE: BINS MUST HAVE A MAX OF 6 LEGS.

GENIUS GE-420LSR CONTROL

Large LCD screen (4-1/2" x 2-1/2")
6 HOT key pads

4 variable stages, 6amp c/w ability to boost 10 more amps by using GE-V1 or GE-V2 modules. Up to 11 inside probes and 1 outside. 15 or 20 2HP relay contactors for up to 20 cool stages, 12 heat, 8 clocks with 6 off/on cycles, 1 mist expandable to 6 for a total of 8 adding x1200 input board, 1 water input and **8 inlets**

(NOTE: each inlet requires 2 relays).

Up to 6 feed relays with 12 off/on cycles with optional current detection for alarm and feed history.

Up to 8 waterflush relay options.

Optional 0-10V board allows control of up to 2 chimney dampers using Belimo or any other 0-10V actuator, frequency drives or light slaves

Option light module GE-V4/S-4 for control of dusk to dawn light programs (designed for fluorescents and incandescents)

Off/On toggle switches on all stages. Program features SolarWall Boost Logic, outdoor compensation, dehumidification logic, temperature and min speed curves, misting restriction times, night set point, water counter, natural ventilation, dual ventilation, tunnel logic to operate curtains and tunnel inlets.

Static pressure compensation requires GE-SP1/KIT

- Two light programs
- **CORE 2000 TECHNOLOGY**



GE-420 LSR



GE-V4/S



PART #	MODEL #	DESCRIPTION
E53-9865	GE-415 LSR	4 VARIABLE, 15 OFF/ON, 1 PROBE INCLUDED
E53-9875	GE-420 LSR	4 VARIABLE, 20 OFF/ON, 1 PROBE INCLUDED
REQUIRED ADDITIONAL ITEMS:		
E53-4930	2004/10K	PROBE (ADD UP TO 11 PER CONTROL)
E53-5402	T-15-WD	SAFETY OVER-RIDE (3-4 RECOMMENDED)
E53-9522	CM-512M	CONFIGURATION CHIP (FOR UP LOADING & DOWN LOADING SETTINGS)
OPTIONS:		
E53-4670	RH-3	HUMIDITY PROBE
E53-4677		RED WIRE HARNESS REQUIRED WITH RH-3
E53-9055	750JLPRS	WATER METER W/PULSE COUNT (3/4" CONNECTION)
E53-9057	1000JLPS	WATER METER W/PULSE COUNT (1" CONNECTION)
E53-9287	GE-V4/S4	LIGHT MODULE - 4 OUTPUTS 1800 WATTS EA. W/ MAN OVER-RIDE (NOT LIKELY TO WORK SATISFACTORY WITH NEW LED LIGHTING)
E53-9878	X1201/640ER	0-10V 2 OUTPUTS BOARD (FOR BELIMO ACTUATORS, LIGHTS)
E53-9830	X1202/640ER	PC COMMUNICATION BOARD
E53-9775	GE-V1	GE-V1 MODULE - 1 STAGE 10AMP BOOSTER
E53-9780	GE-V2	GE-V2 MODULE - 2 STAGE 10AMP BOOSTER
E53-9895	GE-SP1/KIT	STATIC PRESSURE PROBE
E53-9898A	CSD-1A	CURRENT DETECTION (FOR FEED LOGIC) REQ 1 PER FEED RELAY
E53-9827	X1200/INPUT	9 INPUT BOARD (ADDS 7 WATER INPUTS)

GENIUS GE-430LSR CONTROL

Large LCD screen (4-1/2" x 2-1/2")
12 HOT key pads

- 4 variable stages, 6amp c/w ability to boost 10 more amps by using GE-V1 or GE-V2 modules. 1 outside probe, 11 inside temp. probes 25 or 30 2HP relay contactors for up to 24 cool stages, 12 heat, 8 clocks, 4 mist and **8 inlets** (NOTE: each inlet requires 2 relays).
- Up to 6 feed relays with 12 off/on cycles with optional current detection for alarm and feed history.
- One water counter input. Expandable to 6 for total of 8 adding x1200 input board.
- Optional 15 or 20 relay slave modules to maximize cool stages, heater stages and **inlets to a maximum of 16**.
- Optional 0-10V board allows control of up to 2 chimney dampers using Belimo or any other 0-10V actuator, frequency drives, light slaves.
- Option light module GE-V4/S-4 for control of dusk to dawn light programs (designed for fluorescents and incandescents).
- Off/On toggle switches on all stages. Program features SolarWall Boost Logic, outdoor compensation, dehumidification logic, temperature and min. speed curves, misting restriction times, night set point, natural ventilation and tunnel logic to operate curtains and tunnel inlets. Static pressure compensation requires GE-SP1/KIT.
- Two light programs.

CORE 2000 TECHNOLOGY



PART #	MODEL #	DESCRIPTION
E53-9880	GE-430LSR	4 VARIABLE, 30 OFF/ON, 1 PROBE INCLUDED
E53-9885	GE-425LSR	4 VARIABLE, 25 OFF/ON, 1 PROBE INCLUDED
E53-9930	GE-ST30LSER	30 OFF/ON RELAYS, 1 PROBE INCLUDED
E53-9925	GE-ST25LSER	25 OFF/ON RELAYS, 1 PROBE INCLUDED
REQUIRED ADDITIONAL ITEMS:		
E53-4930	2004/10K	PROBE (ADD UP TO 11 PER CONTROL)
E53-5402	T-15-WD	SAFETY OVER-RIDE (4-6 RECOMMENDED)
E53-9522	CM-512M	CONFIGURATION CHIP (FOR UP LOADING & DOWN LOADING SETTINGS)
OPTIONS:		
E53-9881	GE-SL15	15 RELAY MODULE, 8 POT BOARD INCLUDED
E53-9882	GE-SL20	20 RELAY MODULE, 8 POT BOARD INCLUDED
E53-4670	RH-3	HUMIDITY PROBE
E53-4677		RED WIRE HARNESS REQUIRED WITH RH-3
E53-9055	750JLPRS	WATER METER /W PULSE (3/4" CONNECTION, UP TO 5 POSSIBLE)
E53-9057	1000JLPS	WATER METER W/PULSE COUNT (1" CONNECTION)
E53-9287	GE-V4/S4	LIGHT MODULE - 4 OUTPUTS 1800 WATTS EA. W/ MAN OVER-RIDE (NOT LIKELY TO WORK SATISFACTORY WITH NEW LED LIGHTING)
E53-9270	GE-V2/LED	LED LIGHT MODULE, 2 OUTPUTS OF 8 AMPS EACH C/W MANUAL OVER-RIDES. OPERATES MOST DIMMABLE LED LIGHTS
E53-9878	X1201/640ER	0-10V 2 OUTPUTS BOARD (FOR BELIMO)
E53-9775	GE-V1	GE-V1 MODULE - 1 STAGE 10AMP BOOSTER
E53-9780	GE-V2	GE-V2 MODULE - 2 STAGE 10AMP BOOSTER
E53-9898A	CSD-1A	CSD-1 CURRENT DETECTION (FOR FEED LOGIC) 1 PER RELAY REQ'D
E53-9895	GE-SP1/KIT	STATIC PRESSURE PROBE C/W ADAPTOR
E53-9827	X1200/INPUT	9 INPUT BOARD (ADDS 7 WATER INPUTS)

GE-NUTRI - MULTI PROGRAM FEED CONTROL

- **CAN NOW MANAGE 5 PROGRAM TYPES;**
MULTI-FEED, FEED AUGER, CHAIN AUGER, FEED AUGER DROP AND CHAIN FEEDER DROP
- Can operate up to 4 actuators c/w potentiometer
- Up to 4 bins 6 cycle times per day
- Feed usage history possible using current sensors on each bin
- Can be connected to FarmQuest management system for remote control using the internet



PART #	MODEL #	DESCRIPTION
E53-4335	GE-NUTRI	GE-NUTRI FEED CONTROL
E53-9898A	CSD-1A	ADJUSTABLE CURRENT SENSORS (UP TO 4)
E53-9715	GE-R4	4 TOGGLE OFF/ON 2HP RELAY BOX (RECOMMENDED)
E53-9896	X1399	OPTIONAL ADDITIONAL 8 INPUT BOARD

CORE 2000 TECHNOLOGY * USE RF-IN2 AND WEB-GATE FOR FARMQUEST SYSTEM

GENIUS PARTS

PART #	DESCRIPTION
GENIUS 6X CONTROL SYSTEM PARTS	
E53-9701	X1222/GE GE-64X TOP BOARD ONLY GE(1,2,4,6)
E53-9702	X1238/GE641 GE-641 BOTTOM BOARD ONLY
E53-9722	X1238/GE642 GE-642 BOTTOM BOARD ONLY
E53-9742	X1237/GE644 GE-644 BOTTOM BOARD ONLY
E53-9762	X1237/GE646 GE-646 BOTTOM BOARD ONLY
E53-9824	X1210 M-CORE 1000 PROCESSOR BOARD GE 6X/4X
E53-9707	X1239/IN1 IN1/120 120V ONE INLET BOARD -GE-641-646
E53-9712	X1239/IN2 IN2/120 120V TWO INLET BOARD-GE-641-646
E53-9708/24	X1240/IN/24 IN1/24 24VOLT & TRANSFORMER-GE-641-646
E53-9707/24	X1218/IN1/24 24 VOLT INLET BOARD GE-641-646
E53-9787/24	X1220/IN1/24 24 VOLT INLET BOARD GE AIR MODULE
E53-9795	P-8388 24 VOLT TRANSFORMER
E53-9776	X1243/GEV1 GE-V1 BOTTOM BOARD ONLY - GE-V1 MODULE
E53-9781	X1243/GEV2 GE-V2 BOTTOM BOARD ONLY - GE-V2 MODULE
GENIUS 4X, 420-LS, 430-LS, AGRI MANAGER PARTS	
E53-9820KIT	X1184/1640ERKIT - 5 RELAY BOARD
E53-9828KIT	X1192/1640ERKIT - 5 TOGGLE BOARD
E53-9829	X1206/4 TOGGLE BOARD GE-4X/GE-430/AGRM
E53-9829/2	X1206/2 TOGGLE BOARD 2VAR GE-2X
E53-9821	X1204 2 VARIABLE BOARD GE-4X/GE430/AGRM
E53-9822	X1205/8 POT BOARD GE-4X/GE-430/AGRM
E53-9823	X1224 MASTER MAIN BOARD GE-4X
E53-9824	X1210 M-CORE 1000 PROCESSOR BOARD GE-4X/6X
E53-9825	X1222/GE2211 DISPLAY BOARD GE-4X
E53-9826	X1416 OUTPUT SLIM BOARD GE-4X/GENIUS-430/IT
E53-9827	X1200 9 INPUT BOARD (PROBE/HUM) GE-4X/AGRM
E53-9834	X1199 SENSOR & COMM. BOARD GE-430/AGRM
E53-9832	LPS63B 12 VOLT 60W POWER SUPPLY GE4X,430/AGRM
E53-9876	X1224 MAIN BOARD 420-LS
E53-9877	X1285 DISPLAY/INTERFACE 420-LS
E53-9891	X1323 MAIN BOARD ONLY GE-430
E53-9892	X1211 CORE 2000 MICROPROCESSOR BOARD GE-430/AGRM
E53-9890	X1323/LSR KIT (MAIN BOARD C/W MICROPROCESSOR) GE-430
E53-9893	X1226 MASTER MAIN BOARD ONLY / AGRM
E53-9894	X1228 DISPLAY BOARD / AGRM
E53-9833	PLASTIC CAPS FOR FRONT COVER
E53-4034	216-315 FUSE 3.15 AMP FOR 12VOLT POWER SUPPLY LPS63B
E53-9883	1333/SLRL MINI SLIM BOARD -RELAY MODULE
E53-9884	X1322 DISPLAY BOARD FOR GENIUS 430
GENIUS GE-25,GE-28 PARTS	
E53-9837	X1281/GE-25 TOP BOARD ONLY
E53-9838	3281/GE-25 TOP BOARD AND HOUSING
E53-9839	X1282/GE-25 BOTTOM BOARD ONLY
E53-9842	X1277/GE-28 TOP BOARD ONLY
E53-9844	X1278/GE-28 BOTTOM BOARD ONLY
E53-9845	X1279/VIN-2 GE-25/GE-28 VARIABLE BOARD ONLY
E53-9847	X1255/C100 GE-25/GE-28 CORE 100 MICROPROCESSOR BOARD