


NEW! Direct Drive Wall Fans (EC)

- ECM Motor results in best in class efficiency and performance
- Aerodynamic fiberglass Housing funnel encourages free air flow
- Variable Speed uses a 0-10v signal eliminating the need for costly VFDs, and giving you precise control of your environment
- Direct Drive operation results in very little maintenance with no belts or bearings to replace.

54" EC DIRECT DRIVE WALL FAN


DIA.	PART #	DESCRIPTION	COLOUR	RSO	HP/KW	VOLTS	FLA	PHASE
54"	E52-7254WEC	54" EC FAN	WHITE	64" X 64"	3 / 2.2	230	10	1 or 3
54"	E52-7254BEC	54" EC FAN	BLACK	64" X 64"	3 / 2.2	230	10	1 or 3



% OF SPEED	CFM	CFM /	AMPS	CFM	CFM /	AMPS
	0.05 S.P.	WATT		0.05 S.P.	WATT	
	W/O CONE			C/W CONE		
100	31,400	13.5	8.00	35,400	15.1	8.22
85	29,300	14.9	6.91	33,100	16.7	7.11
80	26,400	17.3	5.56	29,800	19.4	5.79
70	20300	22.6	3.63	22,800	25.4	3.57
BESS LAB (0.05"S.P.) 24211				BESS LAB (0.05"S.P.) 24212		

60" EC DIRECT DRIVE WALL FAN


DIA.	PART #	DESCRIPTION	COLOUR	RSO	HP/KW	VOLTS	FLA	PHASE
60"	E52-7260WEC	60" EC FAN	WHITE	65" X 65"	3 / 2.2	230	10	1 or 3
60"	E52-7260BEC	60" EC FAN	BLACK	65" X 65"	3 / 2.2	230	10	1 or 3



% OF SPEED	CFM	CFM /	AMPS	CFM	CFM /	AMPS
	0.05 S.P.	WATT		0.05 S.P.	WATT	
	W/O CONE			C/W CONE		
100	33,100	16.8	7.04	36,900	18.7	6.94
85	31,000	18.4	6.11	34,000	20.1	6.23
80	27,400	20.9	4.99	30,000	22.7	5.06
70	19,900	26.9	3.12	22,800	29.8	3.20
BESS LAB (0.05"S.P.) 24204				BESS LAB (0.05"S.P.) 24205		

72" EC DIRECT DRIVE WALL FAN

DIA.	PART #	DESCRIPTION	COLOUR	RSO	HP/KW	VOLTS	FLA	PHASE
72"	E52-7272WEC	72" EC FAN	WHITE	78" X 78"	4 / 3.0	575	4.6	6



PARTS

DIA.	PART #	DESCRIPTION
54"	E52-9014	54" WHITE CONE
54"	E52-9015	54" BLACK CONE
60"	E52-9016	60" WHITE CONE (6PCS.)
60"	E52-9017	60" BLACK CONE (6PCS.)
54"	E52-6548HD	WINTER COVER 62.50"SQ.
60"	E52-6542HD	WINTER COVER 63.125"SQ.
72"	E52-6546HD	WINTER COVER 76"SQ.

OPTIONAL

DIA.	PART#	DESCRIPTION
72"	E52-6588	72"W ROLL SEAL (INSUL.)SHUTTER 120V 60Hz

**** CALL FOR TEST RESULTS WITH ROLL SEAL SHUTTER**

54" BESSLAB 24213, 60" BESSLAB 24206